


Gold found in Newfield Maine!!!!

Patrol Leaders, get your Patrol ready, & meet us at 8:00 am, Feb. 7th, 2015

(rain date February 21st)

● The starting place for this years Klondike Derby is going to be up in the wilderness of Newfield

● After you pay the Territorial Staff \$7.00 each, you will set off on your adventure thru the woods, over streams, and along ponds



Areas will be set-up for all three divisions (Webelos, Junior Div. & Senior Div) with some of each area overlapping with the rest.

Station Sponsors needed for both Webelo and Scout!!!

To attend please fill out the form below and send it with you money to Council

Any Question Call David Wade 636-2937 (e-mail dmwade@metrocast.net)

.....
Number of Scouts _____ Adults _____ and Patrols _____

Troop / Pack _____ Adults & Scouts _____ @ \$7.00 \$ _____

Adult Contact _____ Total \$ _____

Phone _____ email _____ (ALL ATTENDING MUST PAY)

.....
Registration due January 30th to Council

Please email number of Scouts, Adults & Patrols to email below.

Want to do a City? Contact David Wade.

Call David Wade @ 468-7645 or email dwadetci@gwi.net

Gold found in Newfield Maine!!!!

Letter to the Patrol Leaders:

Well hello young fella! What have you got there? You have a Wii, please use the portapotty for that. Back when I was your age we didn't have anything like that. When we wanted to have fun we went looking for GOLD!!!! Did you know back in the old days when I was a pup, you could go out into the wilderness and find GOLD!!! It was hard work but it was worth it!!!!. Well I know a patch of wilderness that will yield plenty of GOLD NUGGETS. If you and your Patrol know what to do in the cold of Maine, you'll come home with lots of GOLD. I will enclose a map with this letter. But remember, not just anybody can find this place. You have to get together with your friends and you will have to be outdoors men and not scared of a little snow or ice. Can you measure up? If your looking for a great time meet me on Feb. 7th and I'll show you where to look. I'll be there a 8:00 am and we'll start letting you hit the trail at 9:00 am. First to sign in is the first to go on the trail.

You'll needed to bring a fast sled that can carry all of your tools, food, water, firewood, tomes of knowledge, and directional equipment. The trail is rough and untamed, with rivers to cross, obstacles to go over, and dangers to watch out for. Being the leader, you'll want your patrol to be ready for all of the trouble you could run into. The Doctor won't go this far west, and there is only one chicken up here. One of the crossings is protected by an old "Salt" who still thinks he's on the high seas, but we know he knot. It's easy to get lost so bring your lodestone rod or whatever new fangled thing you scouts use these days.

To survive in the wilderness is easy, to excell in the wilderness takes a Patrol!! This year the focus is on the Patrol Method. Did you know there should be a job for every scout and a scout for every job? There are 8 positions in a patrol. Can you name them?? No? Then you better start studying more than fire building and first aid!! Patrol Flags are a good are a good start. Instructions and ideas for making one is attached.

ONE WORD OF WARNING! It's cold out here and having warm feet, hands, clothing, and the ability to make fires is important. Bring your own food and be ready to carry out all your trash. Recommended food is something called a "foil" dinner. A cooking area will be located on the trail. Bring your own wood and kindling to cook with and some extra in case of a fast moving cold front. Pyro Phred is still giving away gold nuggets for starting fires without matches. Only honest men go to the Klondike so leave your firewater and doctored kindling at home.

Remember a hot body and a cool head will make the adventure enjoyable. A Patrol thermos isn't a bad idea either. Some Scouts have been known to bring hot water in bottle wrapped inside the emergency sleeping bag.

Klondike Pete (wandering in the wilderness)

P.S. Pass any questions on to your SPL/SM and if they can't answer have them call my local helper David Wade (468-7645) email (dwadetci@gwi.net)

Call David Wade @ 468-7645 or email dwadetci@gwi.net

Gold found in Newfield Maine!!!!

General Information about the Klondike sleds (sledges)

To compete you must have a regulation sled. If there isn't any snow bring your backpacks and your sled.

The sleds will be primarily scout made and can be made of various materials as long as the sled is rugged enough to make it through the day.

Sled Specifications:

- Weight as light and strong as possible
 - Size 6' long by 2' wide (There could be narrow trails)
 - Sled Height whatever works for you
 - Sled will have Troop #, Patrol Symbol, Patrol Name, Town, and Sponsor ON the sled.
 - Sled will have with it the Patrol's Flag ON A POLE for easy use.
 - Sled team to consist of patrol members with at least 3 members and NO MORE than 8.
- and other items you may need after reading the letter from Klondike Pete.

Best Sled Awards for each Division will be given.

Bring a foil diner for every Scout in the Patrol

And don't forget your Patrol Flag!!!

Other information:

All Patrols will be given a card at the sign-in with the stations. This for scouts NOT ADULTS, any outside help at all will cost the patrols nuggets or disqualification . Patrol Leaders will be held RESPONSIBLE.

Hey Scoutmasters, Older Scouts, and Parents!!!!

Did you know that Derby Staff gets a special patch that is different than the event patch? Would you like one?

It's EASY!!! Just Volunteer to run a city or to help out.

We need Volunteers to runs cities, get a few helpers together and come up with an idea for an activity. Check with David Wade, he has lots of past ideas and can help you refine any new ideas. We would meet at the site in January 24th or 25th. for planning. On the day of the Derby you would come in early enough on Saturday, Feb 7th, and set up. Your activity would open at 9 am and close by 3:00pm. A warming fire can be built as long as it is off the ground.

I usually have 10 cities and am looking for 4 or 5 to fill out the program

A few Ideas:

This years theme is the Patrol Method. Any ideas with this theme would be great.

We really need your help!!

Call David Wade @ 468-7645 or email dwadetci@gwi.net

Gold found in Newfield Maine!!!!

Boy Scout

Registration Staff to circle Division

Troop # _____ Patrol Name _____ Leader Signs Here _____ **JR / SR**

	Name	Rank	Age
Patrol Leader (1)	_____	_____	_____
(2)	_____	_____	_____
(3)	_____	_____	_____
(4)	_____	_____	_____
(5)	_____	_____	_____
(6)	_____	_____	_____
(7)	_____	_____	_____
(8)	_____	_____	_____

Troop # _____ Patrol Name _____ Leader Signs Here _____ **JR / SR**

Registration Staff to circle Division

	Name	Rank	Age
Patrol Leader (1)	_____	_____	_____
(2)	_____	_____	_____
(3)	_____	_____	_____
(4)	_____	_____	_____
(5)	_____	_____	_____
(6)	_____	_____	_____
(7)	_____	_____	_____
(8)	_____	_____	_____

(List Scouts and Scouter attending but not on a sled)

ADULTS

Troop # _____ Are you Running a City? Y / N Which one? _____

	Name	Position	Staff Job
(1)	_____	_____	_____
(2)	_____	_____	_____
(3)	_____	_____	_____
(4)	_____	_____	_____

Directions:

This years Derby is behind Moulton Lumber on Rt 11 in Newfield - From the South follow Rt 11 thru Sanford, Springvale, Shapleigh, into Newfield. When you arrive at a stop sign where Rt 110 goes to the left and Rt 11 goes to the right, follow Rt 11 about ½ mile and Moulton Lumber is on the left. - Drive thru the gates and follow the signs.

From the east take Rt 5 to Limerick where Rt 11 and Rt 5 meet. Go south on Rt 11 towards Newfield and go about 7 ½ miles. Moulton Lumber is on the right. - Drive thru the gates and follow the signs.

Before: Leaders please checkout your Scout's footwear, clothing and safety.

Call David Wade @ 468-7645 or email dwadetci@gwi.net

Gold found in Newfield Maine!!!!

Boy Scout Leaders

When you get to the Derby Site:

1. Drop off Sled and Scouts. **Cars without sleds go directly to Parking.**
2. After unloading sled(s) **IMMEDIATELY** move vehicle to parking lot.
3. Check in at Registration, have Patrol(s) assemble at the starting line.
4. Sleds will start at 9:00 am (in heats)
5. When Patrol is complete, turn in card at registration
6. Once cards are turned, get you sled judged.
7. Take sled & Scouts to parking area, pack up, head home

Webelo Leaders

When you get to the Derby Site:

1. Go to the Parking area, gather everyone together and head down to the site
2. Webelo Registration opens at 9:30
- Check in at Registration, have Den(s) assemble at the starting line.
3. Webelo Sites open at 10:00 am
4. Stay together and participate in the Webelo Events
5. Once you are done you can go around and check out the Boy Scouts.
6. Before you leave check with Registration

Remember, Cities start closing
at 2:30 (no one starts after 2:30)
and all Cities close at 3:00
and Registration soon after

**Scouts Remember!!! What better way to
show your Patrol Method than having the
best Patrol Flag ever!!!**

Fly your Patrol Flag with PRIDE!!

Call David Wade @ 468-7645 or email dwadetci@gwi.net



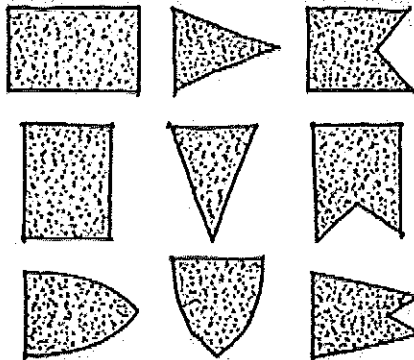
The

PATROL SKETCHBOOK

By IISHKOTEKAY
© 1992

№ 1 PATROL FLAGS:


Every Boy Scout patrol should have its own custom designed and custom made patrol flag. Such a flag should speak well of the patrol and be an object of pride for each patrol member. It should be attractive and easy to carry; it should also withstand rain, sun, snow and wind. The patrol flag goes with the patrol on all outings - its their calling card and recognition sign! Below and on the next page are some ideas to get a patrol started. Have fun!



some traditional flag shapes

FLAG "STEPS"

1. Have a patrol "Art Contest". Everyone submits an idea. Choose the best ideas and form a final design.
2. Make a full size drawing on a large piece of paper
3. Work out details of construction.
4. Make flag (get some help from a Patrol Mom if needed)
5. Attach to flag staff and attach honor ribbons, etc.

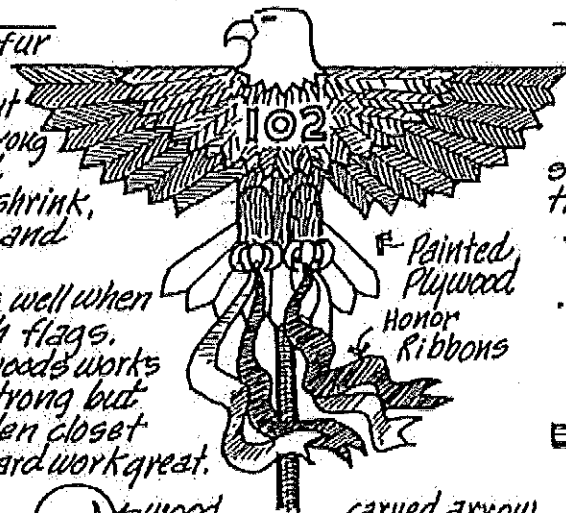


some "free form" flags

stretched leather on wood "hoop"

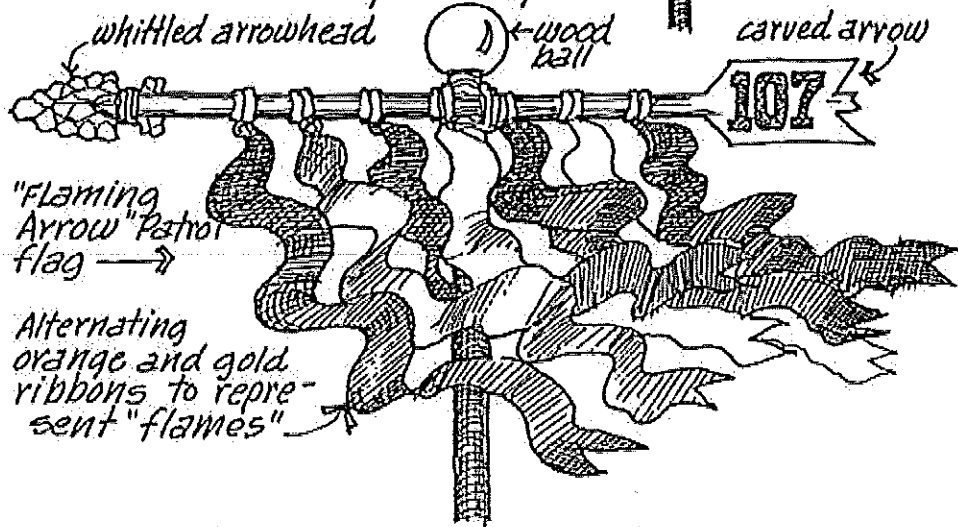
MATERIALS

- cloth, leather, rawhide, fur, canvas, plastic, metal - whatever works best but remember to make it strong but not too heavy. Avoid materials that might shrink, fade, or run from rain and sun.
- quilt edging tape works well when hemming/edging cloth flags.
- A cut staff from the woods works well (sagegrass is strong but light weight) and wooden closet rods from the lumber yard work great.



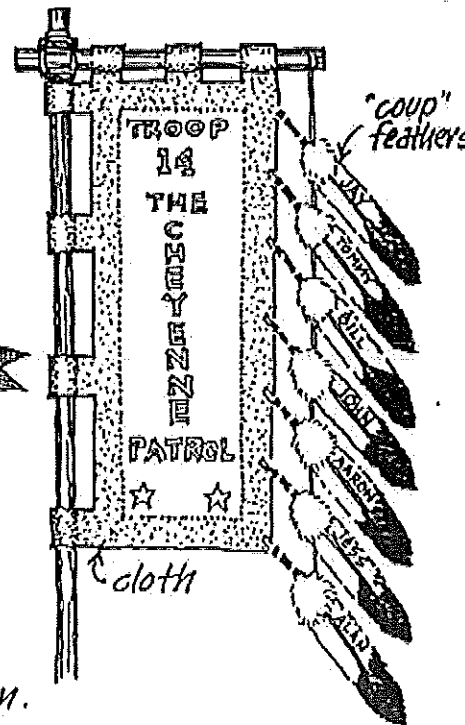
SIZE

- There is certainly no "official" size so that is up to the patrol.
- Remember to keep it of such a size and shape for the flag to be easily carried.
- A recommended size is in the 1 1/2 foot x 2 foot range.
- Make flag staff about 6 foot long (approx 1" diameter)



"Flaming Arrow" Patrol flag

Alternating orange and gold ribbons to represent "flames"



Remember "flags" can be of many different shapes, sizes, materials and so forth, so use your imagination.

Goat Lake Station / Ice Fishing Nuggets

Ice safety conditions permitting

- *General Maine Ice Fishing Regulations.
- *Scouts 16 & over who are handling any tackle must show valid Maine Fishing License.
- *One hole per Patrol.
- *30 minute total time

Bring your own <u>manual</u> 'Ice-Fishing' auger or chisel	2 nuggets
Dig your own hole (NO POWER AUGERS)	2 nuggets
Bring your own trap or jig rod	2 nuggets
Bring your own bait or lure	2 nuggets
Bring your own skimmer	1 nugget
Catch a fish	3 nuggets
Catch a fish with a lure	2 nuggets
Properly Identify fish caught(Per Species)	1 nugget
Demonstrate correct cleaning for cooking	1 nugget
Serious try / No fish caught	1 nugget

OTHER OPTIONS

Borrow a pre drilled hole	
Lease an ice fishing trap	
Rent a lure	
Purchase bait <u>MINUS (1) NUGGET per bait</u>	lose 1 nugget
"Bragging Rights" biggest fish by length awarded at end of day or at Roundtable	1 nugget

Time in :	Time out:
-----------	-----------

Lake Guide Signed _____