


# We are going to camp like it's 1917!!!

## Hey, Scouts and Scouters!!

Are you from Troops 304, 307?  
Or 308, 310, 317, 320, 330 or 349?



If so, **Great!!!** You are here by given permission to travel back in time to 1917, to experience scouting when it was 7 years old.

If you haven't registered, you still have **TIME!** (get it?)  
Hopefully you brought your info to Round Table....If not you can still show up on Friday! However, it would be nice to know your coming. Please send an email and let us know numbers and how many patrols. We will take care of payment then.

### Your Troop Gateway Theme is one of the 1917 Merit Badges.

Pick from the list of the 1917 MB's and let me know your 1st, 2nd, 3rd choice - First come, first serve. Already taken MB's include Art, Automobiling, Cooking, Seamanship, and Stalking.

**Other interesting MB include:** Aviation (remember Wright Bros 1st flew in 1904), Business (interesting requirements include getting a job), Civics, First Aid to Animals, Marksmanship (you got to be a great shot) or even Taxidermy (yep, you got to preserve an animal and a skin)

### Attached is the Schedule for the Weekend.

Take a good look at it, there is a lot of information on it including:

- What requirements are being covered by the events (some of them anyway)
- Some of the competition finalists will be decided at the campfire
- When and where the events are, especially cooking and stave drill ceremony

Copy it and make sure every PL has a copy. They will need it.

### Troop Roster and Patrol Slips

Please fill out the Troop and Patrol Roster and turn a copy in at SM/SPL Cracker Barrel

### Cooking competition!!!!

- 2nd Class and 1st Class requirements will be tested and tasted. Use given recipes for 1st Cl.

**Unique Patches!!!!** In the early days of scouting the patches were made on felt. So are ours. This is different than any patch you have ever gotten.

### How do you get one? You have to go to 1917, of course!

Questions? Contact David Wade - [dwadetci@gwi.net](mailto:dwadetci@gwi.net)

# We are going to camp like it's 1917!!!

## Troop and Patrol Roster - Bring this with you

Troop # \_\_\_\_\_ Troop Site \_\_\_\_\_  
Filled in at Camporee  
Attending: Scouts \_\_\_\_\_ Adults \_\_\_\_\_ Total \_\_\_\_\_

List all that are attending:

_____	_____	_____
_____	_____	_____
_____	_____	_____
_____	_____	_____
_____	_____	_____
_____	_____	_____
_____	_____	_____
_____	_____	_____
_____	_____	_____
_____	_____	_____

Adults

_____	_____	_____
_____	_____	_____
_____	_____	_____

### Patrol Slips

Fill out and turn in with Troop Roster

Patrol Name \_\_\_\_\_ Number scouts incl PL \_\_\_\_\_

Patrol Name \_\_\_\_\_ Number scouts incl PL \_\_\_\_\_

Patrol Name \_\_\_\_\_ Number scouts incl PL \_\_\_\_\_

Patrol Name \_\_\_\_\_ Number scouts incl PL \_\_\_\_\_

Questions? Contact David Wade - [dwadetci@gwi.net](mailto:dwadetci@gwi.net)

# We are going to camp like it's 1917!!!

## Don't forget your Swedish Torch!

You will need it to cook the Patrol's 2nd and 1st Class Cooking requirements

Here is what each patrol has to cook for Judging:

### Lunch (2nd Class Requirement)

#### - Utensiless Cooking:

Cook a quarter pound of meat and two potatoes in the open without any cooking utensils

**Modern note:** While aluminum foil did exist (1910), not sure it had reached the camping world yet. For this event we will discourage using aluminum foil.

### Evening Meal (1st Class Requirement) Required recipes


#### - Hoecake:

Recipe - Make a thick batter by mixing warm (not scalding) water or milk with one pint of cornmeal, 1 teaspoon of salt and a tablespoon of melted lard (or butter). To cook hoecake properly, the frying-pan should be perfectly clean and smooth inside. If it is not, too much grease will be required in cooking. Scrape it after each pan full is cooked, and then only occasional greasing will be required. Greasing is best done with a clean rag containing butter, Spread a thin batter in the pan with a spoon so that the cake will be very thin; disturb it as little as possible and when the cake is firm on one side turn it and cook on the other.

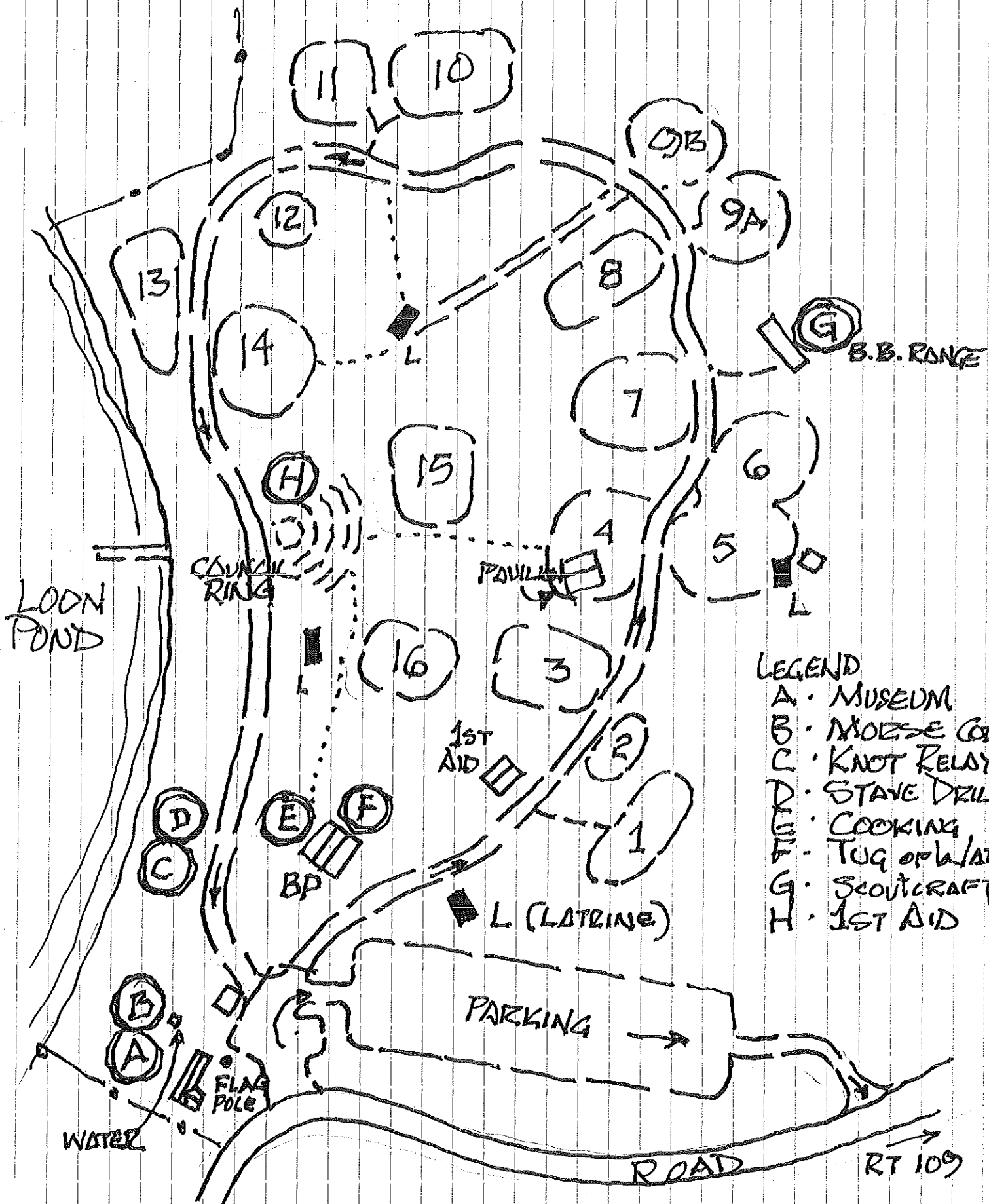
**Modern note:** For lard you could also use butter, oil or Bacon fat

#### - Hunter Stew:

Recipe - To make a hunter's stew, chop the meat into small chunks about an inch or one and one-half inch squares. Then scrape and chop up any vegetables that are easily obtained - potatoes, turnips, carrots, onions, etc.; and put them in the mess kit, adding clean water, or soup, till the mess kit is half full. Mix some flour, salt, and pepper together and rub the meat well into the mixture, then place this in the mess kit or kettle, seeing that there is just sufficient water to cover the food - and no more. The stew should be ready after simmering for about an hour and a quarter.



Questions? Contact David Wade - [dwadetci@gwi.net](mailto:dwadetci@gwi.net)



"1917" @ CAMP NUTTER

# 1917 Fall Camporee

Don't forget your Med Forms

Don't forget your Swedish Torch (fire log)

Don't forget your Troop Roster / Patrol Slip form

Don't forget your Scouts

## Friday Afternoon


- 4 : 00 Gates Open  
Check in - Pre-Registered - will be sent directly to their camp site  
Check in - Un Registered go to BP to check in  
Only one vehicle/trailer allowed in - trailer can stay IF IT FITS  
Pull vehicle to side - DO NOT BLOCK ROADWAY
- 8 : 30 Scoutmaster/SPL Meeting  
Turn the following:  
Med Forms  
Troop and Patrol Rosters  
Cracker Barrel  
Infoutput / Handouts
- 10 : 00 Scouts in Camp Site  
10 : 30 Lights out

## Saturday Morning

- Wake up time to be decided by SPL  
Breakfast time to be decided by SPL  
Just be done and at the Opening Ceremony on time
- 8 : 30 Opening Ceremony (Flag pole by Kiwanas)  
Welcome  
Patrol infoutput
- 9 : 00 Programs Open  
Kiwana's (Museum and Signaling)  
Volleyball Field ( Drill Ceremony & Knots)  
Behind BP (Cooking)  
Council Ring (First Aid)  
Scoutcraft (BB Range)  
Tug of War (Behind BP)  
History (Walking around - Where's Arthur E?)

## Saturday Afternoon

- 12 : 00 Break for Lunch (programs closed)  
Cooking - 2nd Class Requirement - BP back porch  
(12:30 to 1:00) Bring portion for judging
- 1 : 00 Program continues  
Gateway and Camp Site Inspection during afternoon program time  
Drill Ceremony (Eliminations best reduce to best in each patrol)
- 2 : 30 Tug of War (Semi-Finals reduce to top 2)  
3 : 00 Drill Ceremony (Semi-Finals reduce to top 3)  
4 : 00 Programs Close  
PL turn in 1917 songs/skits at BP before 4:30  
Or stop by and pick on from our list



## Saturday Evening

- 6 : 00 Cooking - 1st Class Requirement - BP back porch  
(6:00 to 6:30) Bring portion for judging  
Don't forget photo of Swedish Torch Stove in use.
- 7 : 30 Camp fire
  - 1917 Songs and Skits (stunts) Staff has examples
  - Patrols can use - first come first serve
  - Drill Ceremony (Final - top 3)
  - Two Match (Final - top 2)
  - Guest of Honor - Arthur Eldred
  - Tug of War (Final - top 2)
  - 1917 History
- 10 : 00 Scouts in Camp Site
- 10 : 30 Lights out
- 2 : 00a Staff should have everything ready, patches, awards and standings

## Sunday Morning

- Wake up time to be decided by SPL
- Breakfast time to be decided by SPL
- Just be done and at the Scout Own Service on time**
- 7 : 30 Gate keeper will allow one vehicle per Troop into camp  
Pull vehicle to side - DO NOT BLOCK ROADWAY  
Pack up and be ready to leave
- 8 : 45 **Scout's Own Service - At the Council Ring**
- 9 : 30 Closing Ceremony (Flag by Kiwanas)  
Awards Handed out
- 9 : 45 Check out
  - Site inspection - Staff will inspect and give you an all clear card**
  - On you way out don't forget the following:
    - Med Forms returned
    - Patches
- 10 : 30 Target time for Troops to be gone  
Staff to finish pick up